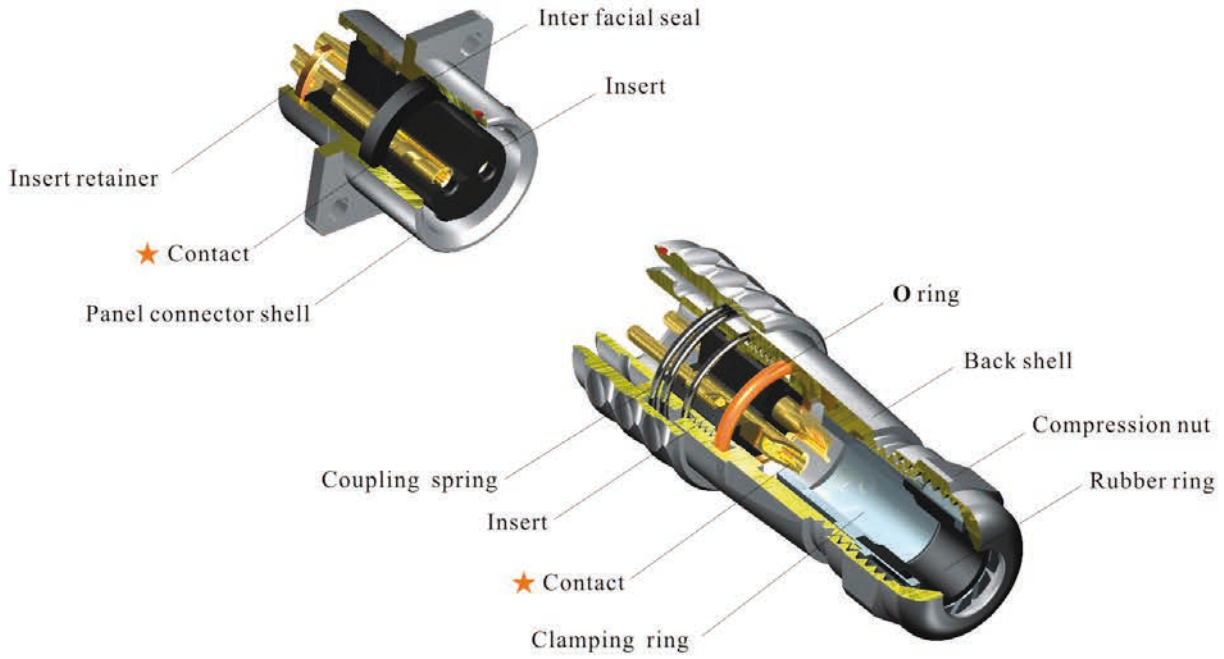


IP67




- DELMSF Series IP67
- Push-pull coupling



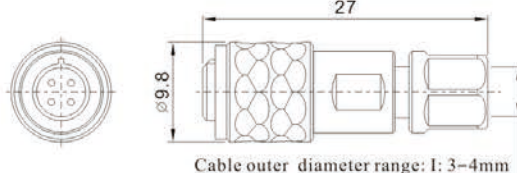
★ Each side can be male or female contact

Material and spec

Coupling	Push-pull
Shell material	Brass with chrome plating
Insert material	PPS, max temperature 260 °C
Contact material	Brass with gold plating
Termination	Solder: DELMSF6B, DELMSF8B, DELMSF10, DELMSF12, DELMSF16, DELMSF20 Crimp: DELMSF 16, DELMSF 20 Screw: DELMSF 20 (Ø 2.5 mm contact)
IP rating	IP67
Mating cycle	500
Temperature range	-40°C~+85°C
Insulation resistance (MΩ)	2000




Cable connector
Mate with DELMSF611B,
DELMSF612B



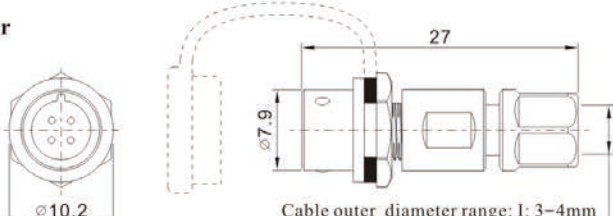
27
ø9.8
Cable outer diameter range: I: 3-4mm

DELMSF610B/P __ **DELMSF610B/S** __

- Cable outer diameter: I: 3-4 mm
- Number of contact




In-line cable connector
Mate with DELMSF610B

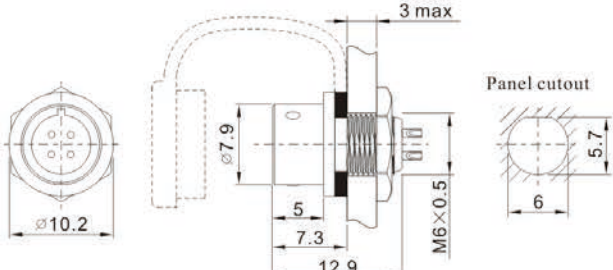


27
ø7.9
Cable outer diameter range: I: 3-4mm

DELMSF611B/P __ **DELMSF611B/S** __



Rear-nut mount
Mate with DELMSF610B








3 max
ø10.2
ø7.9
5
7.3
12.9
M6×0.5
Panel cutout
6
5.7

DELMSF612B/P __ **DELMSF612B/S** __

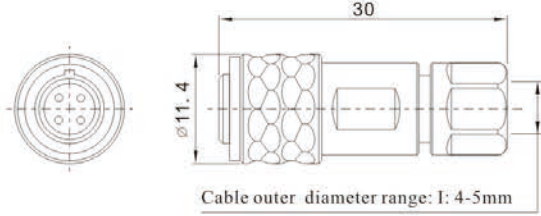
- Number of contact

Solder contact spec

Number of contact	2	3	4	5
Male contact face view				
Rated current (A)	3	3	3	3
Contact diameter (mm)	0.6	0.6	0.6	0.6
Rated voltage (AC.V)	30	30	30	30
Test voltage(AC.V) 1 min	500	500	500	500
Contact resistance (mΩ)	10	10	10	10
Wire size (mm ² /AWG)	≤0.785/18	≤0.785/18	≤0.785/18	≤0.785/18




Cable connector
Mate with DELMSF811B,
DELMSF812B



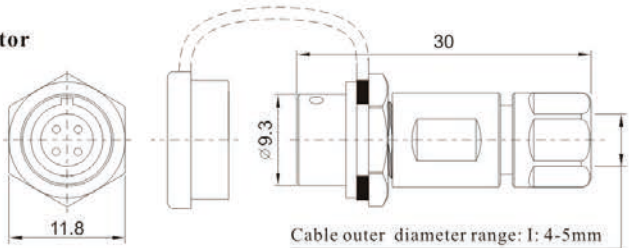
30
∅11.4
Cable outer diameter range: I: 4-5mm

DELMSF810B/P ___ DELMSF810B/S ___

- Cable outer diameter: I: 4-5 mm
- Number of contact




In-line cable connector
Mate with DELMSF810B

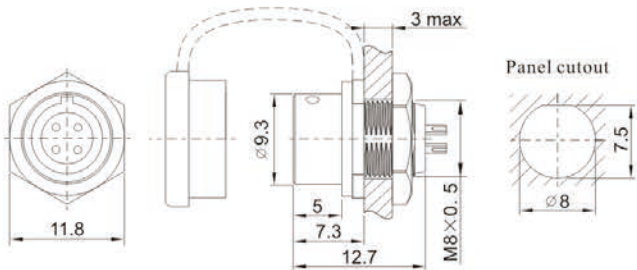


30
∅9.3
Cable outer diameter range: I: 4-5mm

DELMSF811B/P ___ DELMSF811B/S ___



Rear-nut mount
Mate with DELMSF811B









3 max
∅9.3
5
7.3
12.7
M8×0.5
Panel cutout
7.5
∅8

DELMSF812B/P ___ DELMSF812B/S ___

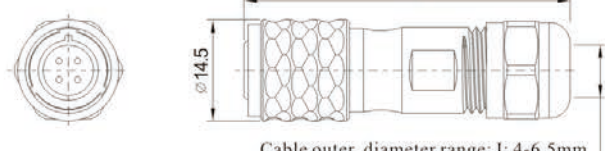
- Number of contact

Solder contact spec

Number of contact	2	3	4	6	8
Male contact face view					
Rated current (A)	5	5	3	3	3
Contact diameter (mm)	1	1	0.6	0.6	0.6
Rated voltage (AC.V)	125	125	30	30	30
Test voltage(AC.V) 1 min	1000	1000	500	500	500
Contact resistance (mΩ)	5	5	10	10	10
Wire size (mm ² / AWG)	≤0.785/18	≤0.785/18	≤0.785/18	≤0.785/18	≤0.785/18




Cable connector
Mate with DELMSF1011,
DELMSF1012



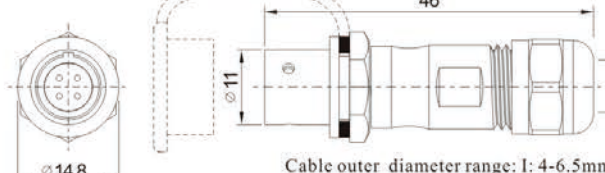
DELSF1010/P __ DELMSF1010/S __

Cable outer diameter: I: 4-6.5 mm
Number of contact

45
∅ 14.5
Cable outer diameter range: I: 4-6.5mm




In-line cable connector
Mate with DELMSF1010

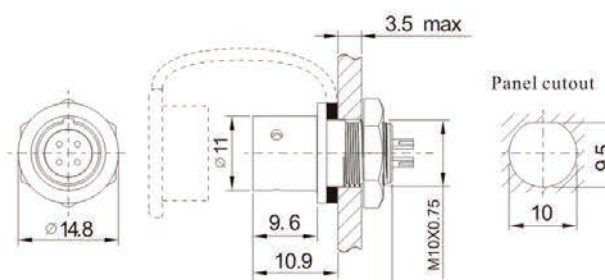


DELSF1011/P __ DELMSF1011/S __

∅ 14.8
46
∅ 11
Cable outer diameter range: I: 4-6.5mm



Rear-nut mount
Mate with DELMSF1010




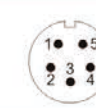


DELSF1012/P __ DELMSF1012/S __

Number of contact

3.5 max
∅ 11
9.6
10.9
19.8
M10X0.75
Panel cutout
9.5
10

Solder contact spec

Number of contact	2	3	4	5
Male contact face view				
Rated current (A)	5	5	3	3
Contact diameter (mm)	1	1	0.7	0.7
Rated voltage (AC.V)	180	180	125	125
Test voltage(AC.V) 1 min	1000	1000	1000	1000
Contact resistance (mΩ)	5	5	10	10
Wire size (mm ² / AWG)	≤0.785/18	≤0.785/18	≤0.785/18	≤0.785/18

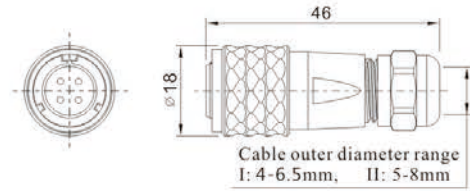


DELMSF1210/P __ **DELMSF1210/S** __

Cable connector

Mate with DELMSF1211,
DELMSF1212, DELMSF1213

Cable outer diameter:
I: 4-6.5 mm, II: 5-8 mm
Number of contact



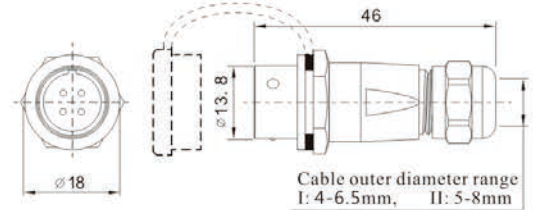
Cable outer diameter range
I: 4-6.5mm, II: 5-8mm



DELMSF1211/P __ **DELMSF1211/S** __

In-line cable connector

Mate with DELMSF1210



Cable outer diameter range
I: 4-6.5mm, II: 5-8mm

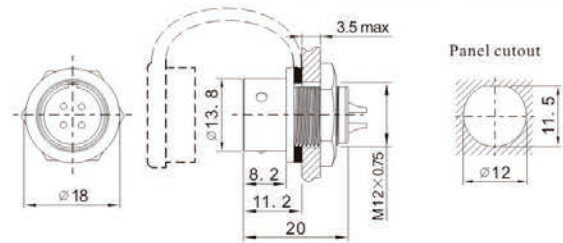


DELMSF1212/P __ **DELMSF1212/S** __

Rear-nut mount

Mate with DELMSF1210

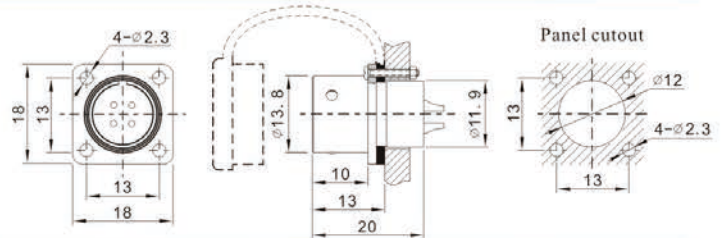
Number of contact



DELMSF1213/P __ **DELMSF1213/S** __

Square flange

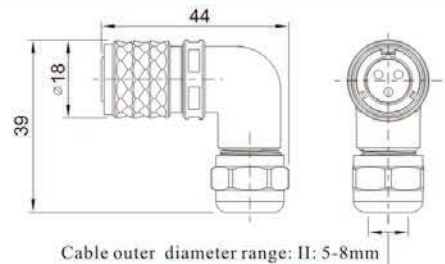
Mate with
DELMSF1210



DELMSF1214/P __ **DELMSF1014/S** __

Angled cable connector

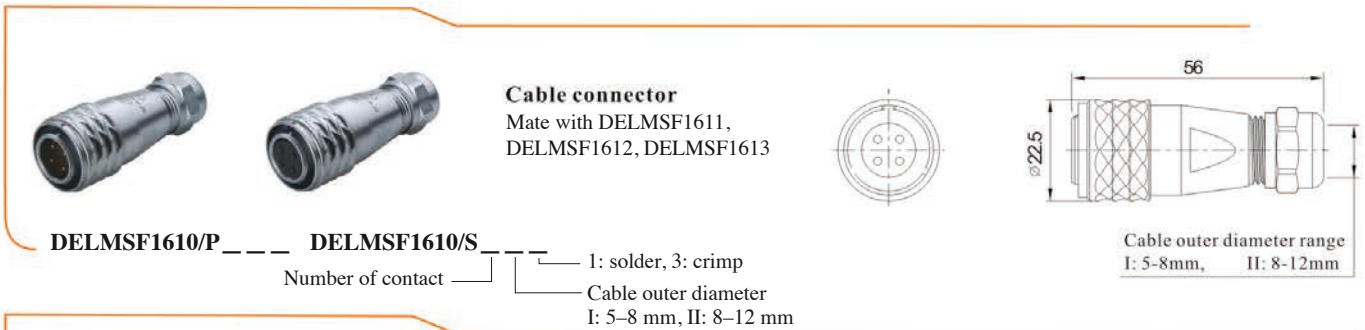
Mate with DELMSF1211, DELMSF1212,
DELMSF1213



Cable outer diameter range: II: 5-8mm

Solder contact spec

Number of contact	2	3	4	5	6	7	9
Male contact face view							
Rated current (A)	13	13	5	5	5	5	3
Contact diameter (mm)	1.6	1.6	1	1	1	1	0.7
Rated voltage (AC.V)	250	250	200	180	125	125	125
Test voltage(AC.V) 1 min	1500	1500	1500	1000	1000	1000	1000
Contact resistance (mΩ)	2	2	5	5	5	5	10
Wire size (mm ² / AWG)	≤2/14	≤2/14	≤0.785/18	≤0.785/18	≤0.785/18	≤0.785/18	≤0.785/18

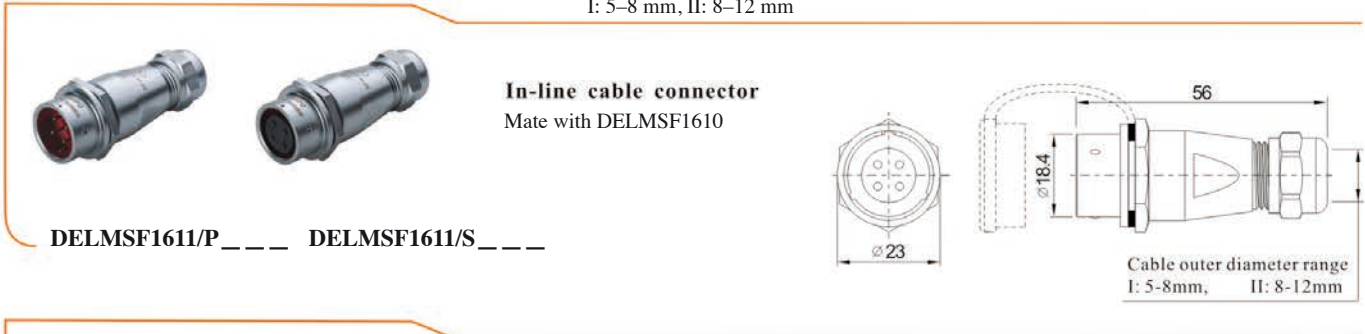


Cable connector
Mate with DELMSF1611, DELMSF1612, DELMSF1613

DELMSF1610/P ___ DELMSF1610/S ___
Number of contact

- 1: solder, 3: crimp
- Cable outer diameter I: 5-8 mm, II: 8-12 mm

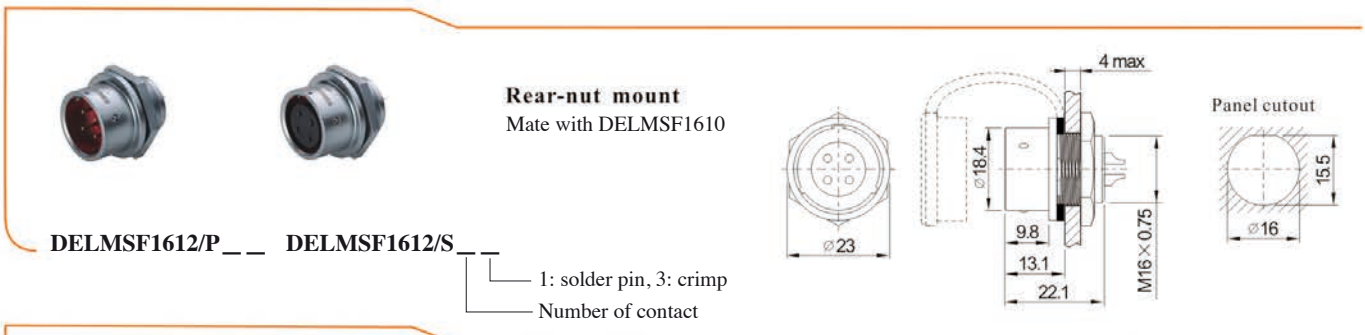
Technical drawings show a circular contact face with 1 or 3 contacts and a side view with dimensions: $\phi 22.5$, 56, and cable outer diameter range I: 5-8mm, II: 8-12mm.



In-line cable connector
Mate with DELMSF1610

DELMSF1611/P ___ DELMSF1611/S ___

Technical drawings show a circular contact face with 1 or 3 contacts and a side view with dimensions: $\phi 23$, $\phi 18.4$, 56, and cable outer diameter range I: 5-8mm, II: 8-12mm.

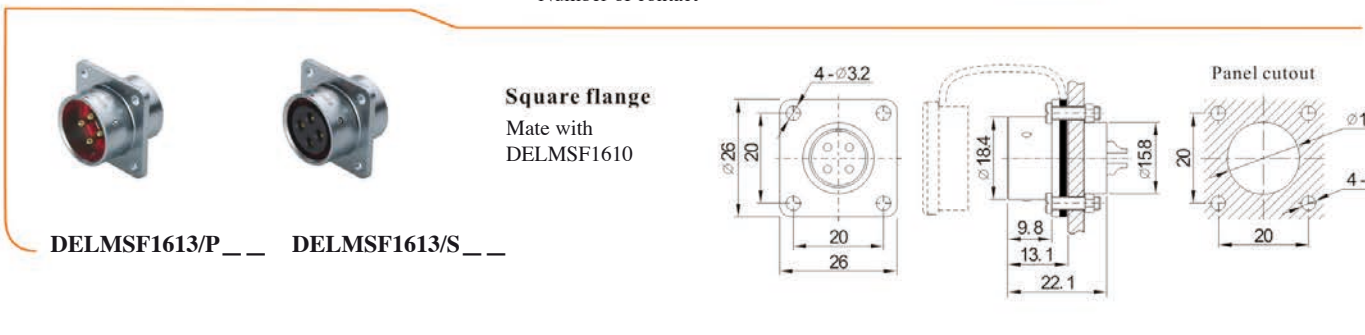


Rear-nut mount
Mate with DELMSF1610

DELMSF1612/P ___ DELMSF1612/S ___
Number of contact

- 1: solder pin, 3: crimp

Technical drawings show a circular contact face with 1 or 3 contacts, a side view with dimensions: $\phi 23$, $\phi 18.4$, 9.8, 13.1, 22.1, 4 max, and $M16 \times 0.75$, and a panel cutout with dimensions: 15.5, $\phi 16$.




Square flange
Mate with DELMSF1610

DELMSF1613/P ___ DELMSF1613/S ___

Technical drawings show a square flange with dimensions: $4-\phi 32$, $\phi 26$, 20, 20, 26, $\phi 18.4$, 9.8, 13.1, 22.1, $\phi 15.8$, and a panel cutout with dimensions: 20, $\phi 16$, $4-\phi 32$.

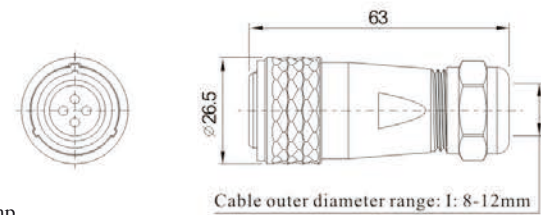
Solder contact spec

Number of contact	2	3	4	5	7	9	10
Male contact face view							
Rated current (A)	10	10	5	5	5	5	5
Contact diameter (mm)	1.5	1.5	1	1	1	1	1
Rated voltage (AC.V)	500	500	500	500	400	400	400
Test voltage(AC.V) 1 min	1500	1500	1500	1500	1200	1200	1200
Contact resistance (m Ω)	2.5	2.5	5	5	5	5	5
Wire size (mm ² / AWG)	$\leq 2/14$	$\leq 2/14$	$\leq 0.785/18$	$\leq 0.785/18$	$\leq 0.785/18$	$\leq 0.785/18$	$\leq 0.785/18$




Cable connector
Mate with DELMSF2011, DELMSF2012, DELMSF2013

DELMSF2010/P ___ DELMSF2010/S ___
Number of contact | 1: solder, 2: screw, 3: crimp
Cable outer diameter I: 8-12 mm

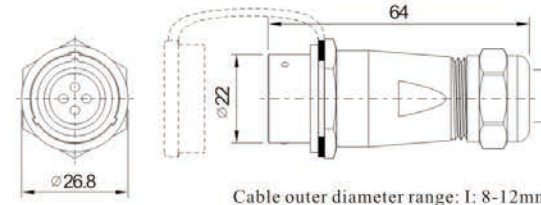


63
∅26.5
Cable outer diameter range: I: 8-12mm




In-line cable connector
Mate with DELMSF2010

DELMSF2011/P ___ DELMSF2011/S ___

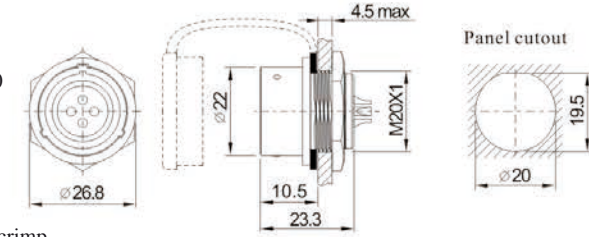


64
∅26.8
Cable outer diameter range: I: 8-12mm




Rear-nut mount
Mate with DELMSF2010

DELMSF2012/P ___ DELMSF2012/S ___
1: solder, 2: screw, 3: crimp
Number of contact

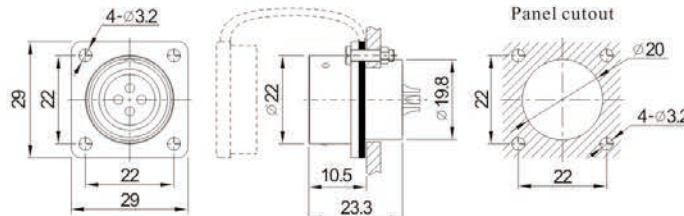


4.5 max
∅26.8
∅22
10.5
23.3
M20X1
Panel cutout
19.5
∅20



Square flange
Mate with DELMSF2010

DELMSF2013/P ___ DELMSF2013/S ___



4-∅3.2
29
22
22
29
∅22
10.5
23.3
∅19.8
Panel cutout
∅20
4-∅3.2
22

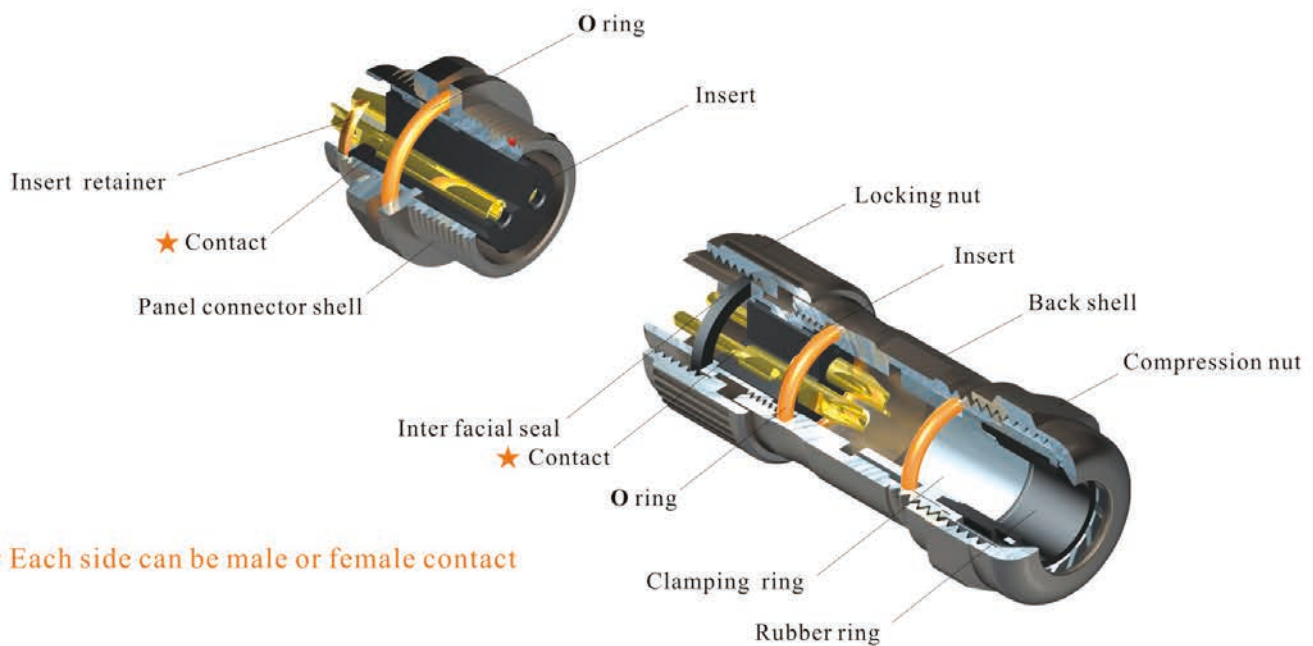
Solder contact spec

Number of contact	2	3	4	5	6	7	9	12
Male contact face view								
Rated current (A)	25	25	25	10	25 5	10	5	5
Contact diameter (mm)	2.5	2.5	2.5	1.5	∅2.5X4 ∅1X2	1.5	1	1
Rated voltage (AC.V)	500	500	500	500	500	500	500	400
Test voltage(AC.V) 1 min	1500	1500	1500	1500	1500	1500	1500	1200
Contact resistance (mΩ)	1	1	1	2.5	1 5	2.5	5	5
Termination	solder / screw	solder / screw	solder / screw	solder	solder	solder	solder	solder
Wire size for solder (mm ² / AWG)	≤4/11	≤4/11	≤4/11	≤2/14	≤4/11 ≤0.785/18	≤2/14	≤0.785/18	≤0.785/18
Wire size for screw termination (mm ² / AWG)	≤1.5/15	≤1.5/15	≤1.5/15	/	/	/	/	/

IP67



- DELMST12 Series IP67
- Threaded coupling



★ Each side can be male or female contact

Material and spec

Coupling	Threaded
Shell material	Zinc alloy with black nickel plating
Insert material	PPS, max temperature 260 °C
Contact material	Brass with gold plating
Termination	Solder
IP rating	IP67
Mating cycle	500
Temperature range	-40°C ~+85°C
Insulation resistance (MΩ)	2000

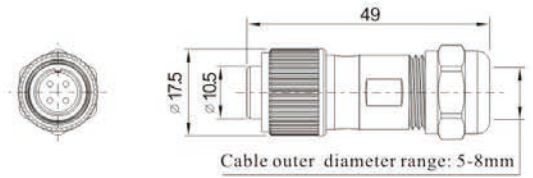


Cable connector

Mate with DELMST1211,
DELMST1212, DELMST1213,
DELMST1214

DELMST1210/P_ DELMST1210/S_

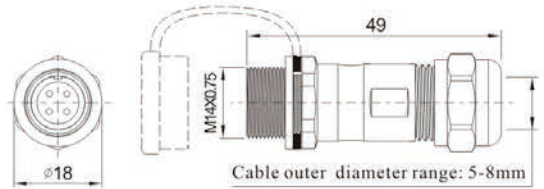
Number of contact



In-line cable connector

Mate with DELMST1210

DELMST1211/P_ DELMST1211/S_

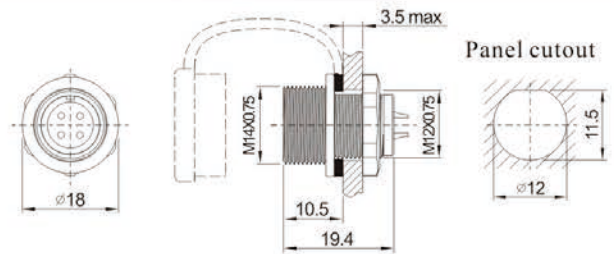


Rear-nut mount

Mate with DELMST1210

DELMST1212/P_ DELMST1212/S_

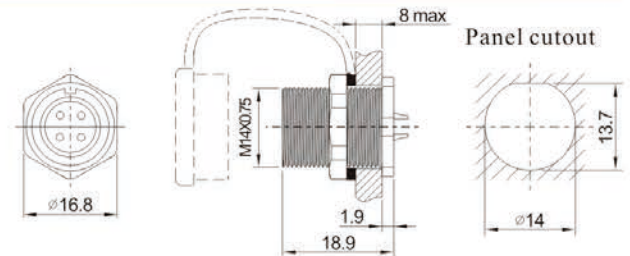
Number of contact



Front-nut mount

Mate with DELMST1210

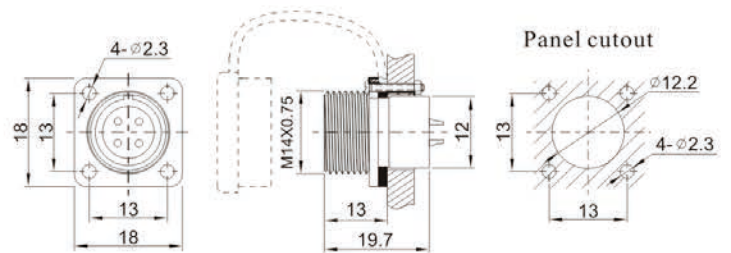
DELMST1213/P_ DELMST1213/S_



Square flange

Mate with
DELMST1210

DELMST1214/P_ DELMST1214/S_




Solder contact spec

Number of contact	2	3	4	5	6	7	9
Male contact face view							
Rated current (A)	13	13	5	5	5	5	3
Contact diameter (mm)	1.6	1.6	1	1	1	1	0.7
Rated voltage (AC.V)	250	250	200	180	125	125	125
Test voltage(AC.V) I min	1500	1500	1500	1000	1000	1000	1000
Contact resistance (mΩ)	2	2	5	5	5	5	10
Wire size (mm ² / AWG)	≤2/14	≤2/14	≤0.785/18	≤0.785/18	≤0.785/18	≤0.785/18	≤0.785/18

IP 68



- DELKSP Series IP68
- Threaded coupling



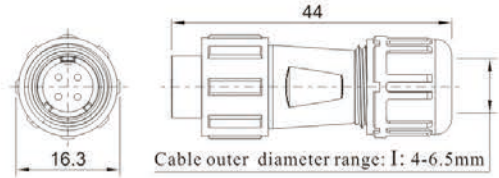
Material and spec

Coupling	Threaded
Shell material	PC: Panel connector shell, Insert housing shell Nylon66: Locking nut, Back shell, Compressing nut, Retaining nut Fire resistance: V-0
Insert material	PPS, max temperature 260 °C
Contact material	Brass with gold plating
Termination	Solder: DELKSP11, DELKSP13, DELKSP17, DELKSP21, DELKSP29 Crimp: DELKSP17, DELKSP21, DELKSP29 Screw: DELKSP21, DELKSP29 (Ø 2.5, Ø 3, Ø 3.5 mm contact)
IP rating	IP68
Mating cycle	500
Temperature range	-40°C ~ +85°C
Insulation resistance (MΩ)	2000



Cable connector

Mate with DELKSP1111,
DELKSP1112



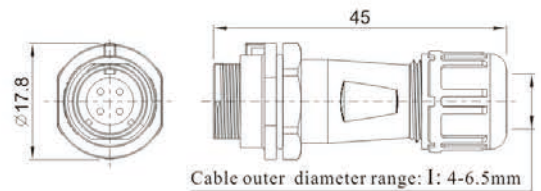
DELKSP1110/P __ DELKSP1110/S __

└─ Cable outer diameter: I: 4-6.5 mm
└─ Number of contact



In-line cable connector

Mate with DELKSP1110

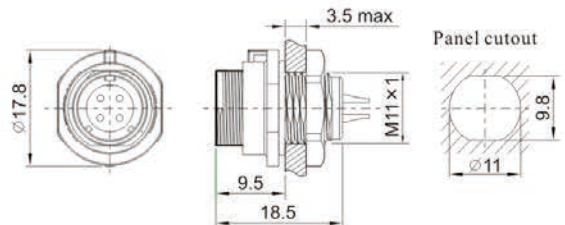


DELKSP1111/P __ DELKSP1111/S __



Rear-nut mount

Mate with DELKSP1110



DELKSP1112/P __ DELKSP1112/S __

└─ Number of contact

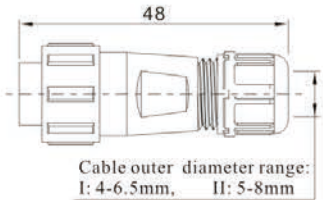
Solder contact spec

Number of contact	2	3	4	5
Male contact face view				
Rated current (A)	5	5	3	3
Contact diameter(mm)	1	1	0.7	0.7
Rated voltage (AC.V)	180	180	125	125
Test voltage(AC.V) 1 min	1000	1000	1000	1000
Contact resistance (mΩ)	5	5	10	10
Wire size (mm ² /AWG)	≤0.785/18	≤0.785/18	≤0.785/18	≤0.785/18



Cable connector

Mate with DELKSP1311,
DELKSP1312



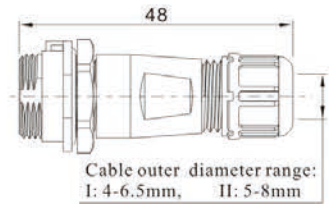
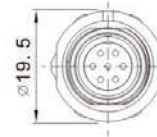
DELKSP1310/P__ DELKSP1310/S__

Cable outer diameter: I: 4-6.5 mm, II: 5-8 mm
Number of contact



In-line cable connector

Mate with DELKSP1310

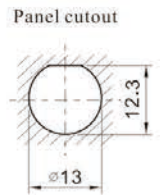
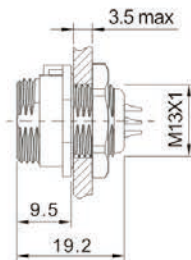
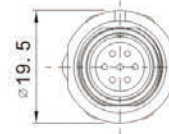


DELKSP1311/P__ DELKSP1311/S__



Rear-nut mount

Mate with DELKSP1310



DELKSP1312/P__ DELKSP1312/S__

Number of contact

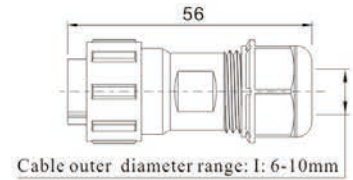
Solder contact spec

Number of contact	2	3	4	5	6	7	9
Male contact face view							
Rated current (A)	13	13	5	5	5	5	3
Contact diameter(mm)	1.6	1.6	1	1	1	1	0.7
Rated voltage (AC.V)	250	250	200	180	125	125	125
Test voltage(AC.V) 1 min	1500	1500	1500	1000	1000	1000	1000
Contact resistance (mΩ)	2	2	5	5	5	5	10
Wire size (mm ² /AWG)	≤2/14	≤2/14	≤0.785/18	≤0.785/18	≤0.785/18	≤0.785/18	≤0.785/18



Cable connector

Mate with DELKSP1711,
DELKSP1712



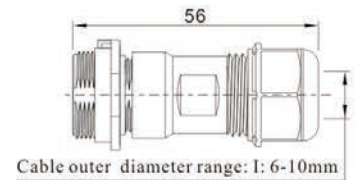
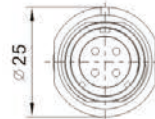
DELKSP1710/P ___ DELKSP1710/S ___

- 1: solder, 3: crimp
- Cable outer diameter: I: 6-10 mm
- Number of contact



In-line cable connector

Mate with DELKSP1710

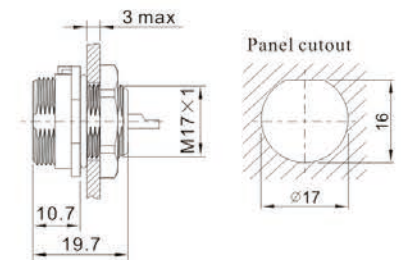
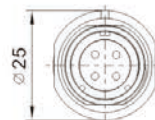


DELKSP1711/P ___ DELKSP1711/S ___



Rear-nut mount

Mate with DELKSP1710



DELKSP1712/P ___ DELKSP1712/S ___

- 1: solder, 3: crimp
- Number of contact

Solder contact spec

Number of contact	2	3	4	5	7	9	10
Male contact face view							
Rated current (A)	10	10	5	5	5	5	5
Contact diameter(mm)	1.5	1.5	1	1	1	1	1
Rated voltage (AC.V)	500	500	500	500	400	400	400
Test voltage(AC.V) 1 min	1500	1500	1500	1500	1200	1200	1200
Contact resistance (mΩ)	2.5	2.5	5	5	5	5	5
Wire size (mm ² /AWG)	≤ 2/14	≤ 2/14	≤ 0.785/18	≤ 0.785/18	≤ 0.785/18	≤ 0.785/18	≤ 0.785/18

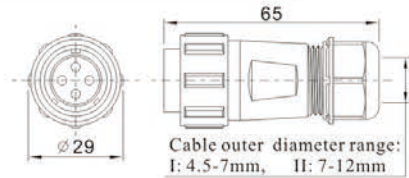


DELKSP2110/P ___ **DELKSP2110/S**

Number of contact

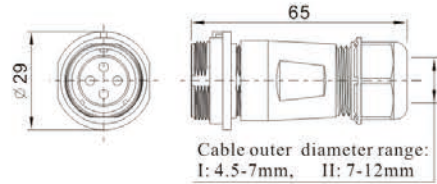
Cable connector
Mate with DELKSP2111,
DELKSP2112, DELKSP2113

1: solder, 2: screw, 3: crimp
Cable outer diameter I: 4.5-7 mm, II: 7-12 mm



DELKSP2111/P ___ **DELKSP2111/S**

In-line cable connector
Mate with DELKSP2110

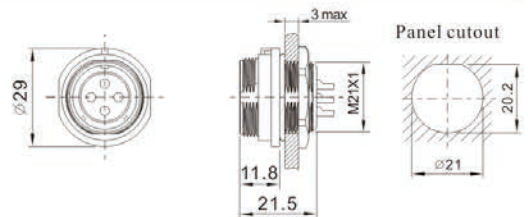


DELKSP2112/P ___ **DELKSP2112/S**

Number of contact

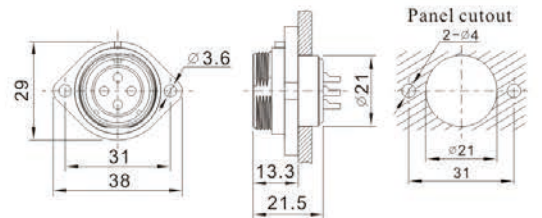
Rear-nut mount
Mate with DELKSP2110

1: solder, 2: screw, 3: crimp



DELKSP2113/P ___ **DELKSP2113/S**

2-hole flange
Mate with DELKSP2110

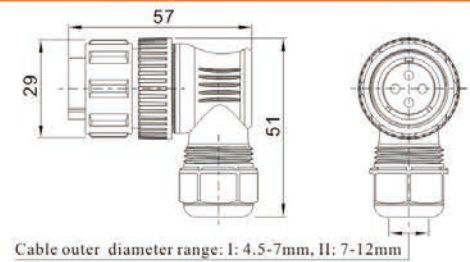


DELKSP2116/P ___ **DELKSP2116/S**

Number of contact


Angled cable connector

1: solder, 2: screw, 3: crimp
Cable outer diameter
I: 4.5-7 mm, II: 7-12 mm



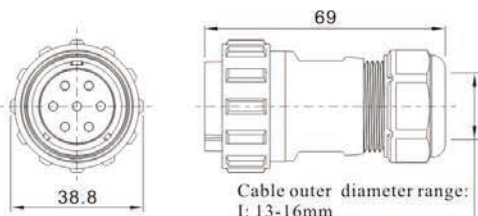

Solder contact spec

Number of contact	2	3	4	5	5B	5C	7	9	12
Male contact face view									
Rated current (A)	30	30	30	30	30 5	15	15	5	5
Contact diameter(mm)	3	3	3	3	∅3X2 ∅1X3	2	2	1	1
Rated voltage (AC.V)	500	500	500	500	500	500	500	500	400
Test voltage(AC.V) 1 min	1500	1500	1500	1500	1500	1500	1500	1500	1200
Contact resistance (mΩ)	1	1	1	1	1 5	2.5	2.5	5	5
Termination	solder / screw	solder / screw	solder / screw	solder / screw	solder	solder	solder	solder	solder
Wire size for solder (mm ² / AWG)	≤4/11	≤4/11	≤4/11	≤4/11	≤4/11 ≤0.785/18	≤2/14	≤2/14	≤0.785/18	≤0.785/18
Wire size for screw termination (mm ² / AWG)	≤1.5/15	≤1.5/15	≤1.5/15	≤1.5/15	/	/	/	/	/

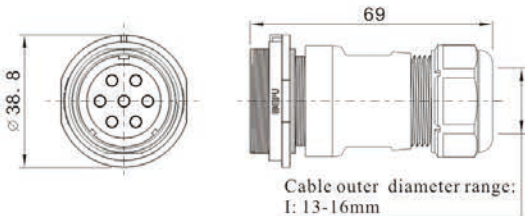



Cable connector
Mate with DELKSP2911, DELKSP2912, DELKSP2913

Number of contact: 1: solder, 2: screw, 3: crimp
Cable outer diameter I: 13-16 mm

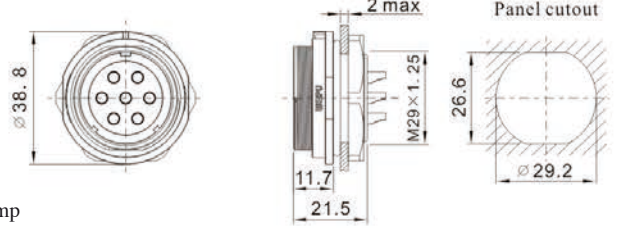




In-line cable connector
Mate with DELKSP2910

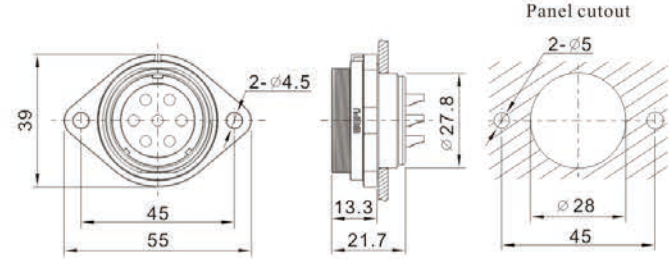



Rear-nut mount
Mate with DELKSP2910

Number of contact: 1: solder, 2: screw, 3: crimp

2-hole flange
Mate with DELKSP2910



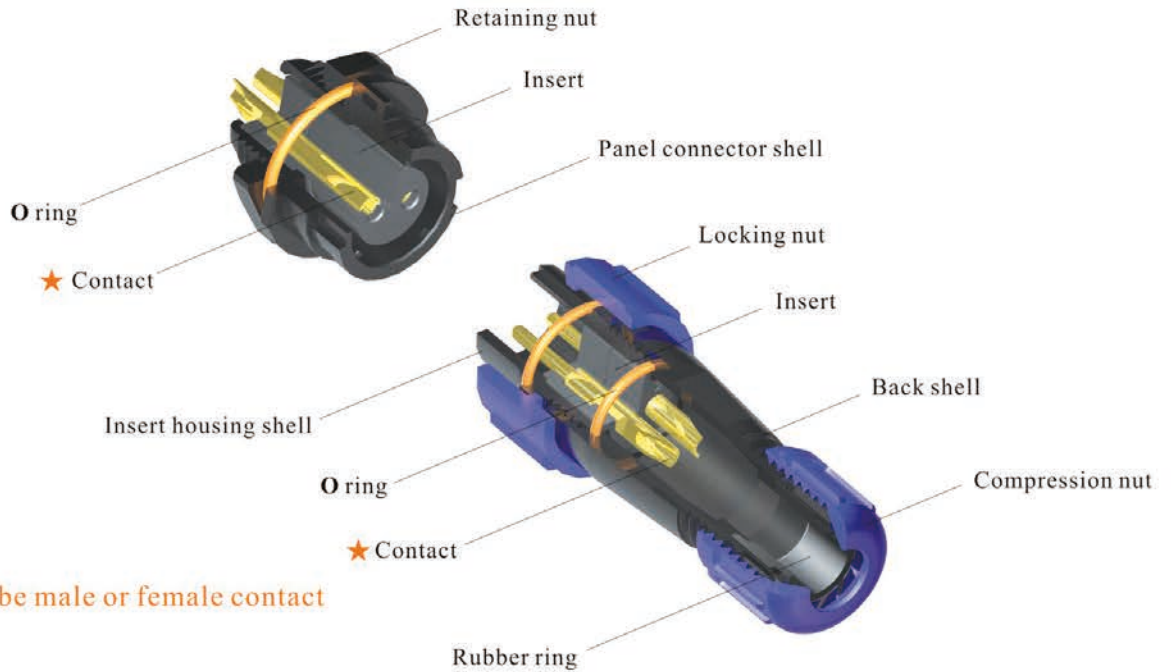
Solder contact spec

Number of contact	2	3	4	7	8	9	10	10B	12	16	17	20	24	26
Male contact face view														
Rated current (A)	50	50	25	25	25	25 5	25	10	10	10	10	5	5	5
Contact diameter(mm)	3.5	3.5	2.5	2.5	2.5	2.5X4 1X5	2.5	1.5	1.5	1.5	1.5	1	1	1
Rated voltage (AC.V)	500	500	500	500	500	500	500	500	500	500	500	400	400	400
Test voltage(AC.V) 1 min	1500	1500	1500	1500	1500	1500	1500	1500	1500	1500	1500	1200	1200	1200
Contact resistance (mΩ)	0.5	0.5	1	1	1	1 5	1	2.5	2.5	2.5	2.5	5	5	5
Termination	solder / screw	solder / screw	solder / screw	solder / screw	solder / screw	solder / screw	solder / screw	solder	solder	solder	solder	solder	solder	solder
Wire size for solder (mm ² / AWG)	≤10/7	≤10/7	≤4/11	≤4/11	≤4/11	≤4/11 ≤0.785/18	≤4/11	≤2/14	≤2/14	≤2/14	≤2/14	≤0.785/18	≤0.785/18	≤0.785/18
Wire size for screw termination (mm ² / AWG)	≤6/10	≤6/10	≤1.5/15	≤1.5/15	≤1.5/15	/	≤1.5/15	/	/	/	/	/	/	/

IP67



- DELKSY Series IP67
- Bayonet coupling



★ Each side can be male or female contact

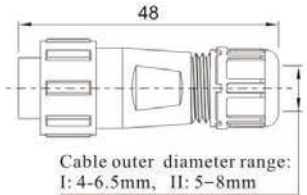
Material and spec

Coupling	Bayonet
Shell material	PC: Panel connector shell, Insert housing shell Nylon66: Locking nut, Back shell, Compressing nut, Retaining nut Fire resistance: V-0
Insert material	PPS, max temperature 260 °C
Contact material	Brass with gold plating
Termination	Solder: DELKSY13, DELKSY17, DELKSY21 Crimp: DELKSY17, DELKSY21 Screw: DELKSY21 (Ø 3 mm contact)
IP rating	IP67
Mating cycle	500
Temperature range	-40°C ~ +85°C
Insulation resistance (MΩ)	2000



Cable connector

Mate with DELKSY1311,
DELKSY1312



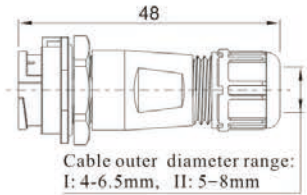
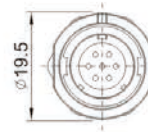
DELKSY1310/P__ DELKSY1310/S__

Cable outer diameter: I: 4-6.5 mm, II: 5-8 mm
Number of contact



In-line cable connector

Mate with DELKSY1310


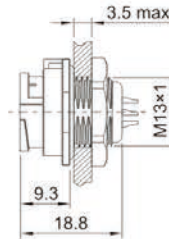


DELKSY1311/P__ DELKSY1311/S__



Rear-nut mount

Mate with DELKSY1310




DELKSY1312/P__ DELKSY1312/S__

Number of contact

Solder contact spec

Number of contact	2	3	4	5	6	7	9
Male contact face view							
Rated current (A)	13	13	5	5	5	5	3
Contact diameter(mm)	1.6	1.6	1	1	1	1	0.7
Rated voltage (AC.V)	250	250	200	180	125	125	125
Test voltage(AC.V) 1 min	1500	1500	1500	1000	1000	1000	1000
Contact resistance (mΩ)	2	2	5	5	5	5	10
Wire size (mm ² /AWG)	≤2/14	≤2/14	≤0.785/18	≤0.785/18	≤0.785/18	≤0.785/18	≤0.785/18

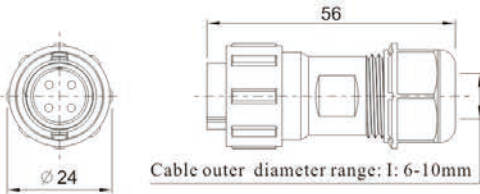


Cable connector
Mate with DELKSY1711, DELKSY1712

DELKSY1710/P DELKSY1710/S


Number of contact

- 1: solder, 3: crimp
- Cable outer diameter: I: 6-10 mm



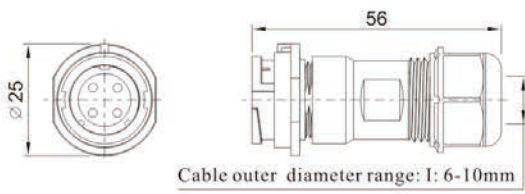
∅ 24 56

Cable outer diameter range: I: 6-10mm




In-line cable connector
Mate with DELKSY1710

DELKSY1711/P DELKSY1711/S



∅ 25 56

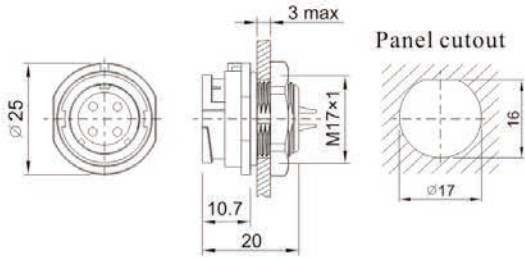
Cable outer diameter range: I: 6-10mm



Rear-nut mount
Mate with DELKSY1710








DELKSY1712/P DELKSY1712/S


Number of contact



∅ 25 3 max Panel cutout 16 ∅ 17 10.7 20 M17x1

Solder contact spec

Number of contact	2	3	4	5	7	9	10
Male contact face view							
Rated current (A)	10	10	5	5	5	5	5
Contact diameter(mm)	1.5	1.5	1	1	1	1	1
Rated voltage (AC.V)	500	500	500	500	400	400	400
Test voltage(AC.V) 1 min	1500	1500	1500	1500	1200	1200	1200
Contact resistance (mΩ)	2.5	2.5	5	5	5	5	5
Wire size (mm ² /AWG)	≤ 2/14	≤ 2/14	≤ 0.785/18	≤ 0.785/18	≤ 0.785/18	≤ 0.785/18	≤ 0.785/18

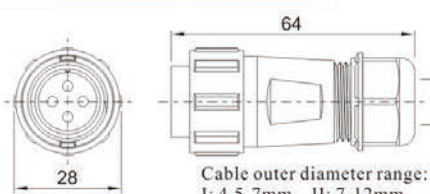


DELKSY2110/P --- **DELKSY2110/S**

Number of contact 1: solder, 2: screw, 3: crimp


Cable outer diameter: I: 4.5-7 mm, II: 7-12 mm

Cable connector
Mate with DELKSY2111,
DELKSY2112, DELKSY2113



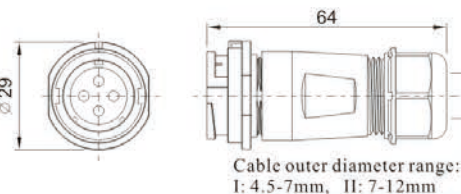
28 64

Cable outer diameter range:
I: 4.5-7mm, II: 7-12mm




DELKSY2111/P --- **DELKSY2111/S**

In-line cable connector
Mate with DELKSY2110



∅29 64

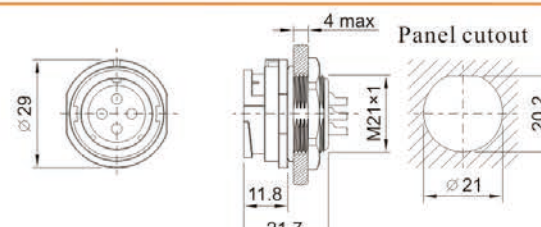
Cable outer diameter range:
I: 4.5-7mm, II: 7-12mm



DELKSY2112/P --- **DELKSY2112/S**


Number of contact 1: solder, 2: screw, 3: crimp

Rear-nut mount
Mate with DELKSY2110



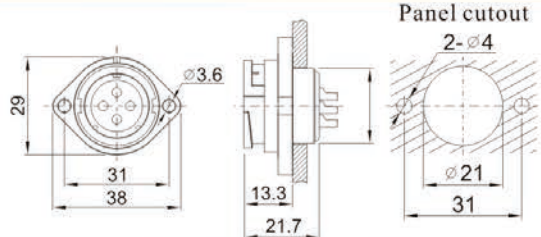
∅29 4 max 21.7 11.8 M21x1 20.2 ∅21

Panel cutout




DELKSY2113/P --- **DELKSY2113/S**

2-hole flange
Mate with DELKSY2110



29 ∅3.6 31 38 13.3 21.7 2-∅4 ∅21 31

Panel cutout

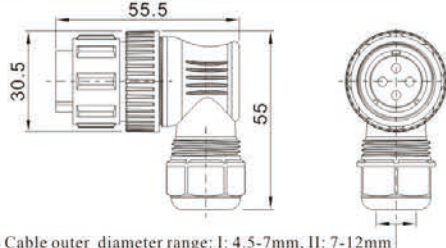


DELKSY2116/P --- **DELKSY2116/S**

Number of contact 1: solder, 2: screw, 3: crimp

Cable outer diameter:
I: 4.5-7 mm, II: 7-12 mm










Angled cable connector
Mate with DELKSY2111,
DELKSY2112, DELKSY2113



30.5 55.5 55

Cable outer diameter range: I: 4.5-7mm, II: 7-12mm



Solder contact spec


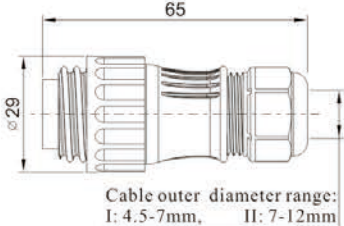

Number of contact	2	3	4	5	5B	5C	7	9	12
Male contact face view									
Rated current (A)	30	30	30	30	30 5	15	15	5	5
Contact diameter(mm)	3	3	3	3	∅3X2 ∅1X3	2	2	1	1
Rated voltage (AC.V)	500	500	500	500	500	500	500	500	400
Test voltage(AC.V) 1 min	1500	1500	1500	1500	1500	1500	1500	1500	1200
Contact resistance (mΩ)	1	1	1	1	1 5	2.5	2.5	5	5
Termination	solder / screw	solder / screw	solder / screw	solder / screw	solder	solder	solder	solder	solder
Wire size for solder (mm ² / AWG)	≤4/11	≤4/11	≤4/11	≤4/11	≤4/11 ≤0.785/18	≤2/14	≤2/14	≤0.785/18	≤0.785/18
Wire size for screw termination (mm ² / AWG)	≤1.5/15	≤1.5/15	≤1.5/15	≤1.5/15	/	/	/	/	/

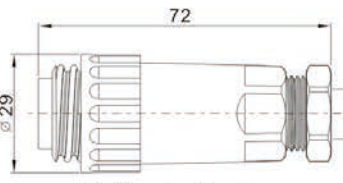
IP67




• DELKWA22 Series IP67

Material and spec		
Number of contact	3+PE	6+PE
Contact diameter (mm)	∅2	∅1.5
Rated voltage (AC.V)	400	250
Rated current (A)	16	10
Wire size (mm ² /AWG)	≤2. 5/14	≤0. 75/18
Termination	Screw	Solder
Test voltage(AC.V)1min	2000	
Insulation resistance (MΩ)	2000	
Shell material	Nylon66, fire resistance: V-0	
Contact material	Brass with gold plating	
Temperature range	-40℃ ~ +85℃	
Mating cycle	500	

Part number	Description	Drawing
 DELKWA22J4TK2	3+PE male cable connector with short back shell Screw termination	
 DELKWA22J7TK1	6+PE male cable connector with short back shell Solder termination	

Part number	Description	Drawing
 <p>DELKWA22K4TK2</p>	<p>3+PE female cable connector with short back shell</p> <p>Screw termination</p>	 <p>65</p> <p>∅29</p> <p>Cable outer diameter range: I: 4.5-7mm, II: 7-12mm</p>
 <p>DELKWA22K7TK1</p>	<p>6+PE female cable connector with short back shell</p> <p>Solder termination</p>	
 <p>DELKWA22J4TL2</p>	<p>3+PE male cable connector with angled back shell</p> <p>Screw termination</p>	 <p>61</p> <p>∅29</p> <p>55</p> <p>Cable outer diameter range: I: 4.5-7mm, II: 7-12mm</p>
 <p>DELKWA22J7TL1</p>	<p>6+PE male cable connector with angled back shell</p> <p>Solder termination</p>	
 <p>DELKWA22K4TL2</p>	<p>3+PE female cable connector with angled back shell</p> <p>Screw termination</p>	 <p>61</p> <p>∅29</p> <p>55</p> <p>Cable outer diameter range: I: 4.5-7mm, II: 7-12mm</p>
 <p>DELKWA22K7TL1</p>	<p>6+PE female cable connector with angled back shell</p> <p>Solder termination</p>	
 <p>DELKWA22J4TE2</p>	<p>3+PE male cable connector</p> <p>Screw termination</p>	 <p>72</p> <p>∅29</p> <p>Cable outer diameter range: I: 6.5mm, II: 8.5mm, III: 10.5mm</p>
 <p>DELKWA22J7TE1</p>	<p>6+PE male cable connector</p> <p>Solder termination</p>	

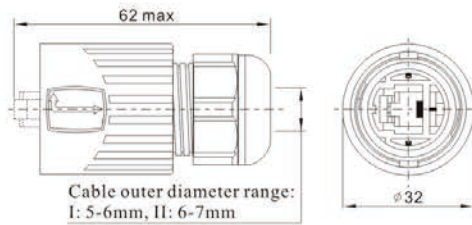
Part number	Description	Drawing
DELKWA22K4Z2 	3+PE female panel connector Screw termination	
DELKWA22K7Z1 	6+PE female panel connector Solder termination	
DELKWA22K4ZE2 	3+PE female cable connector Screw termination	
DELKWA22K7ZE1 	6+PE female cable connector Solder termination	 <p>Cable outer diameter range: I: 6.5mm, II: 8.5mm, III: 10.5mm</p>
DELKWA22J4Z2 	3+PE male panel connector Screw termination	
DELKWA22J7Z1 	6+PE male panel connector Solder termination	
DELKWA22G1 	Cap 1	
DELKWA22G2 	Cap 2	

IP67

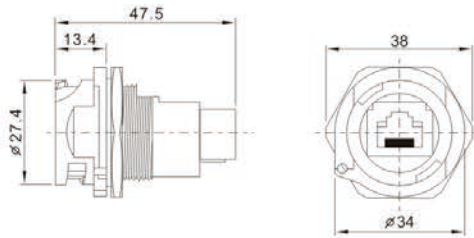


WPRJ45F plug
WPRJ45F6

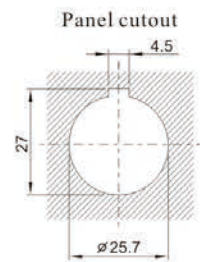
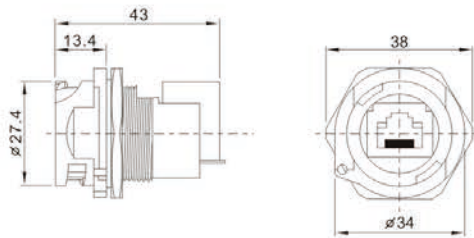
Cable outer diameter range:
I: 5-6 mm, II: 6-7 mm



WPRJ45F Receptacle
WPRJ45F71



Angled Receptacle
WPRJ45F71RA

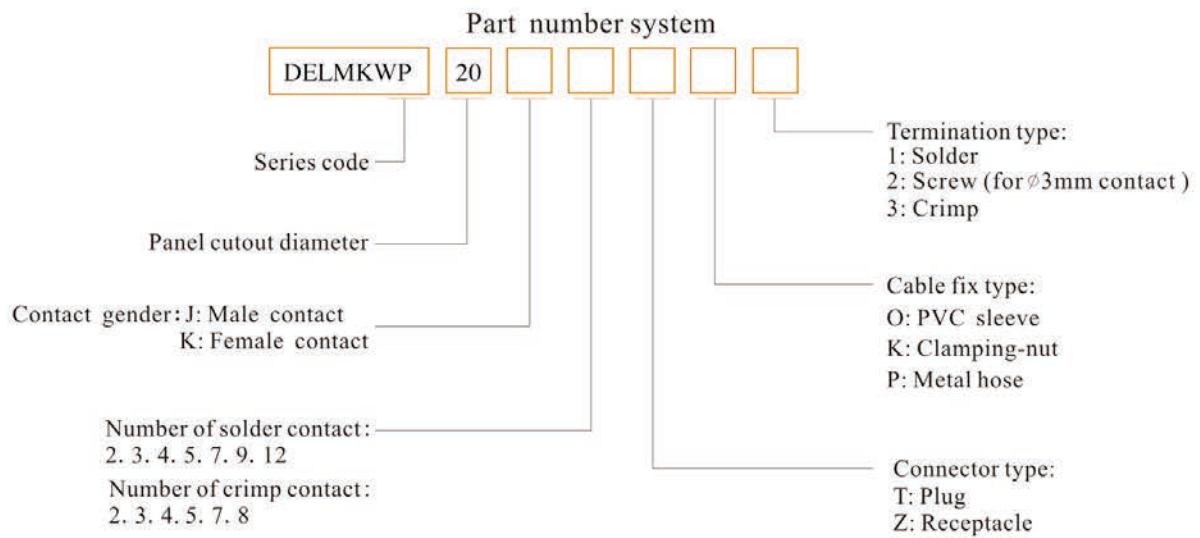


Material and spec

Coupling	Bayonet
Shell material	PC, fire resistance: V-0
IP rating	IP67
Temperature range	-40°C ~ +85°C



• DELMKWP20 Series



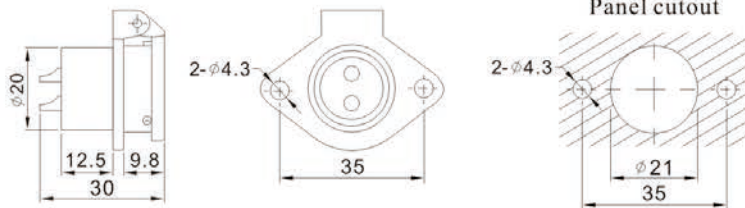
★ Each side can be male or female contact

Material and spec

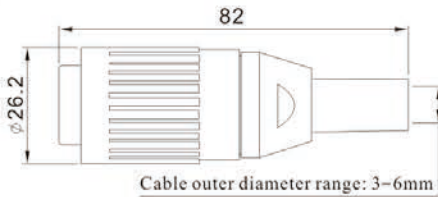
Coupling	Bayonet
Shell	Nylon 66 / Zinc alloy
Insert material	PPS, max temperature 260 °C
Contact material	Brass with gold plating
Termination	Solder ($\phi 1$, $\phi 2$, $\phi 3$ mm contact) Screw ($\phi 3$ mm contact) Crimp ($\phi 1$, $\phi 1.5$, $\phi 2.5$ mm contact)
Mating cycle	500
Temperature range	-40°C ~ + 85°C



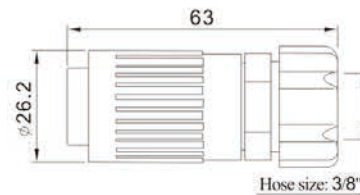
● Receptacle: Z IP44



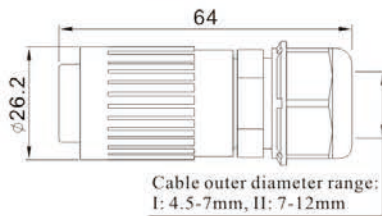
● PVC sleeve : TO



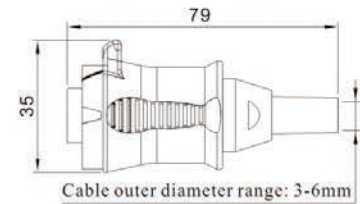
● Metal hose: TP



● Plastic clamping-nut: TK IP55



● Without bayonet: TO-G



Solder contact spec

Number of contact	2	3	4	5	5B	5C	7	9	12
Male contact face view									
Rated current (A)	30	30	30	30	30 5	15	15	5	5
Contact diameter(mm)	3	3	3	3	∅3X2 ∅1X3	2	2	1	1
Rated voltage (AC.V)	500	500	500	500	500	500	500	500	400
Test voltage(AC.V) 1 min	1500	1500	1500	1500	1500	1500	1500	1500	1200
Contact resistance (mΩ)	1	1	1	1	1 5	2.5	2.5	5	5
Termination	solder / screw	solder / screw	solder / screw	solder / screw	solder	solder	solder	solder	solder
Wire size for solder (mm ² / AWG)	≤4/11	≤4/11	≤4/11	≤4/11	≤4/11 ≤0.785/18	≤2/14	≤2/14	≤0.785/18	≤0.785/18
Wire size for screw termination (mm ² / AWG)	≤1.5/15	≤1.5/15	≤1.5/15	≤1.5/15	/	/	/	/	/